



# Kentucky High School Athletic Association

2280 Executive Drive ° Lexington, KY 40505 ° www.khsaa.org ° (859)299-5472 (859)293-5999 (fax)

## MEMORANDUM

To: Superintendent, Principal, and Athletic Director  
Breckinridge County High School

From: Brigid L. DeVries, Commissioner  
Larry Boucher, Assistant Commissioner


Date: May 7, 2007

Subject: 2006-2007 Title IX Annual Report Forms Submission

Enclosed please find a copy of Form T-65, the 2006-2007 KHSAA Title IX Annual Report Submission Status Report. In addition, you may find an attachment with corrected copies of the forms submitted by your school personnel. Please review this information so the forms can be completed accurately in the future.

Also, KHSAA Audit Team Members may have requested resubmission of some of the 2006-2007 Annual Report Forms or need additional information on your athletic programs. Please submit this information by the date requested if this is applicable. Copies and all KHSAA Title IX documents must be kept current and included in your permanent Title IX File at the school. All documents are subject to Open Records Requests.

Should you need any further information, please do not hesitate to call anytime.



**KHSAA TITLE IX  
ANNUAL REPORT SUBMISSION  
STATUS REPORT  
2006-2007**

KHSAA  
Form T65 Revised 8/05

TO: KHSAA Member School Superintendents, Principals, and Athletic Directors

FROM: Brigid L. DeVries, Commissioner  
Larry Boucher, Assistant Commissioner

DATE: 4/20/2007

School	Breckinridge County High School	Reviewed by	Fran Edwards
--------	---------------------------------	-------------	--------------

The following is a status report regarding the required 2006 - 2007 Title IX Annual Report submission of forms due into the KHSAA office by April 15, 2007. Appropriate KHSAA Audit Team personnel have reviewed these forms and the following is a summary of this review.

I. Checklist of Forms properly submitted in a satisfactory manner:

<input checked="" type="checkbox"/>	GE 19 (Annual Verification)	<input checked="" type="checkbox"/>	T-35 (Budget Expenses)
<input checked="" type="checkbox"/>	T-1 (Summary Program Chart 1)	<input checked="" type="checkbox"/>	T-36 (Budget Expenses)
<input checked="" type="checkbox"/>	T-2 (Summary Program Chart 2)	<input checked="" type="checkbox"/>	T-41 (Checklist – Overall Interscholastic Program)
<input checked="" type="checkbox"/>	T-3 (Summary Program Chart 3)	<input checked="" type="checkbox"/>	T-60 (Corrective Action Plan)
<input checked="" type="checkbox"/>	T-4 (Summary Program Chart 4)		T-63 (Interscholastic Survey Results)

II. Status

A.	<input checked="" type="checkbox"/>	2006– 2007 Forms are satisfactory and no further information or action is necessary at this time.
B.		Errors have been noted with respect to the following forms:
C.		The following forms were omitted and must be submitted by school representatives:
D.		Other Recommendation and Comments:

*Our mission is to provide equitable opportunities that inspire all students to achieve success and become productive citizens*

## **Breckinridge County Board of Education**

*Evelyn Neely, Superintendent "It's ALL about kids"*

*Assistant Superintendent  
Janet L. Meeks*

*86 Airport Road  
Hardinsburg, KY 40143  
Phone: 270-756-3000  
Fax: 270-756-6888*

*Assistant Superintendent  
Richard Butler*

*Our vision is for performance to be "proficient and beyond" for each student*

April 9, 2007

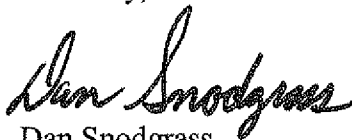
To Whom It May Concern:

I called the KHSAA office on March 1, 2007 to report an error on our part in the 2005/2006 Title IX report. Per my conversation with Gary Lawson I am submitting the following information.

While working on the 2006/2007 Title IX report I realized that the information on forms T35 & T36 for the 2005/2006 report is incorrect. The information on both forms was compiled from the 2005/2006 school year not for the 2004/2005 school year as required. Therefore the information on this years form is correct and will be similar or a duplicate of last years report.

Unfortunately, we are not able to generate the financial information for the sub accounts for the 2004/2005 school year for forms T35 & T36. This was an oversight and/or miscommunication on our part while compiling our report.

Sincerely,



Dan Snodgrass  
Breckinridge County Title IX Coordinator

*"Proficient & Beyond"*



**KENTUCKY HIGH SCHOOL ATHLETIC ASSOCIATION**  
**2006-2007 ANNUAL VERIFICATION OF TITLE IX PROCEDURES**  
 (To be submitted by April 15, 2007 along with other required forms)

KHSAA Form GE19  
Rev. 10/06

The Breckinridge County High School High School, Harned, Kentucky  
 (Name of High School) (City)

certifies to the Kentucky High School Athletic Association that the following is an accurate and true representation of the facts surrounding compliance with 20 U.S.C. Sections 1681-1688, et. Seq. (also known as Title IX)

**I certify the following provisions in accordance with records at the school contained in the permanent Title IX file, at least one copy of which must be maintained in the Principal's office, and to the best of my knowledge have completed the following tasks (All boxes must be checked).**

- Established a gender equity committee at the high school. (list committee personnel and provide attachment if necessary)

Name	Address	Phone	Title
Dale Butler	826 Raymond Butler Rd, Harned, KY 40144	1-270-756-1873	Principal BCHS
Spencer Elder	P.O. Box 834, Hardinsburg, KY 40143	1-270-756-6415	AD/Teacher BCHS
Kim Flood	P.O. Box 874, Hardinsburg, KY 40143	1-270-945-5080	Parent BCHS
Ashley Flood	P.O. Box 942, Hardinsburg, KY 40143	1-270-756-1675	Student BCHS
Patrick Hinton	4532 Hwy 105 S., Hardinsburg, KY 40143	1-270-756-6727	Student BCHS
Betsy Payne	127 Willoughby St., Hardinsburg, KY 40143	1-270-756-1456	Student BCHS
Betty Poole	1047 N. Hwy 261, Hardinsburg, KY 40143	1-270-756-6139	Teacher/Coach BCHS
Tim Butler	1626 Lashley St., Leitchfield, KY 42754	1-270-230-1152	Teacher/Coach BCMS
Dan Snodgrass	P.O. Box 718, Hardinsburg, KY 40143	1-270-945-1018	Title IX District Coordinator

- Scheduled a minimum of three meetings during the 2006-2007 school year on the following dates:  
November 1, 2006  
January 10, 2007  
March 7, 2007

- Designated the following person(s) as the Title IX coordinator for the school:

Name	Title	Address	Phone
Spencer Elder	AD/Teacher BCHS	P.O. Box 834, Hardinsburg, KY 40143	1-270-756-6415

- Designated the following person(s) as the Title IX coordinator for the district:

Name	Title	Address	Phone
Dan Snodgrass	Counselor/District Coordinator	P.O. Box 718, Hardinsburg, KY 40143	1-270-945-1018

- School personnel are continuing to make periodic reviews of the boys' and girls' athletics program reflected in the Corrective Action Plan.

- In addition to the above information, the above referenced school maintains a complete permanent file relative to Title IX records including copies of the self-assessment audit, all corrective action plans, and other related materials.

Dale Butler \_\_\_\_\_ 4/9/07  
 Principal's Signature Date

Emelyn Feeley \_\_\_\_\_ Wesley  
 Superintendent Signature School Board Chairpersons' Signature

*(Send original copy to KHSAA - Maintain duplicate in Title IX school folder)*

2006-2007  
**ACCOMMODATION OF INTERESTS AND ABILITIES**  
**SUMMARY PROGRAM CHART 1**

KHSAA  
 Form T1  
 Rev.10/06

**Participation Opportunities Test One**

		(Column 1)	(Column 2)	(Column 3)	(Column 4)
	Program	Enrollment	Percentage of Total Enrollment	Number of Interscholastic Participants (double and triple count)	Percentage of Total Participation
Row 1	GIRLS	424	50%	153 *21	43.46 *5.96
Row 2	BOYS	423	50%	199 *16	56.53 *4.54
Row 3	Totals	847	100%	352 *37	100%

Instructions:

\*Number of 8<sup>th</sup> grade students & below used in Column 3 and Column 4 calculations if applicable: 37

- Determine the total number of girls enrolled, (place in Row 1, Column 1). Determine the total number of boys enrolled, (place in Row 2, Column 1).
- Add the total number of girls and boys enrolled to determine total enrollment, (place in Row 3, Column 1).
- Calculate the percentage of total enrollment that is female. (Divide Row 1, Column 1 by Row 3, Column 1 and place in Row 1, Column 2.) Calculate the percentage of total enrollment that is male. (Divide Row 2, Column 1 by Row 3, Column 1 and place in Row 2, Column 2.) Note: Row 1, Column 2 plus Row 2, Column 2 should total 100%.
- Ask the head coaches to review the most updated eligibility or squad lists for their teams. Ask coaches to confirm the names of those individuals who are on the team as of the first **date of regular season competition**, and cross out the names of those who were cut from the team or quit the team prior to the first regular season competitive event. Determine the total number of interscholastic athletics participants that are girls, (and place in Row 1, Column 3). In order to determine the total number of athletics participants, an individual should be counted each time he or she participates on a team. For example, if Jane Doe competes on the varsity volleyball team, the junior varsity volleyball team, the junior varsity basketball team, and the varsity softball team, she should be counted as four participants (**do not include club or intramural sports participants, cheerleaders, dance teams, or pom squads**). Calculate the same way for boys and girls. \* In addition, should 8<sup>th</sup> grade students and below play on a Freshman, Junior Varsity, or Varsity team, they should also be counted for each team and sport on which they participate. If applicable, please asterisk the above notation as to how many 8<sup>th</sup> grade students & below are included in the totals.  
  
 Using the same procedure, determine the total number of interscholastic athletic participants that are boys, (and place in Row 2, Column 3). Add Row 1, Column 3 plus Row 2, Column 3 to get total participants and place in Row 3, Column 3.
- Calculate the percentage of female participation. (Row 1, Column 3 divided by Row 3, Column 3 and place in Row 1, Column 4.) Calculate the percentage of male participation. (Row 2, Column 3 divided by Row 3, Column 3 and place in Row 2, Column 4.) Note: Row 1, Column 4 plus Row 2, Column 4 should total 100%.

Note: While being within three percent is not a formal compliance standard; if the percent listed in Row 1, Column 4 is within 3% of Row 1, Column 2, then it provides a good target within which compliance is likely.

Principal's Signature: [Signature]

Date: 4/9/07

**ACCOMMODATION OF INTERESTS AND ABILITIES  
SUMMARY PROGRAM CHART 2**

**Participation Opportunities Test Two**

		Column 1	Column 2	Column 3	Column 4	Column 5
Program		Number of Teams Currently Offered	Number of Participants	Number of Teams Added Since the beginning of the 2002-2003 School Year	Number of Participants Added Since the beginning of the 2002-2003 School Year	Percent of Total Participation By Sex Added Since the beginning of the 2002-2003 School Year
<b>GIRLS</b>	Row 1	varsity:	5	65	0	(4)
	Row 2	j.v.:	3	48	0	0
	Row 3	frosh:	3	40	0	3
	Row 4	total:	11	153	0	(1)
<b>BOYS</b>	Row 5	varsity:	5	94	0	(7)
	Row 6	j.v.:	3	57	0	24
	Row 7	frosh:	3	48	0	17
	Row 8	total:	11	199	0	34

- 1) For Column 1, list the number of interscholastic teams offered for girls and boys at each competitive level (varsity, junior varsity, and freshman). For girls, total each of the entries in Rows 1, 2, and 3 into Row 4. For boys, total Rows 5, 6, and 7 into Row 8.
- 2) For Column 2, list the number of participants at each level. For girls, total each of the entries in Rows 1, 2, and 3 into Row 4. For boys, total Rows 5, 6, and 7 into Row 8. **Note:** The totals in Row 4 for girls and in Row 8 for boys must be the same as the totals in Form T-1, Column 3, Rows 1 and 2 respectively.
- 3) For Column 3, list the number of interscholastic teams that have been added in the last five years at each competitive level. Count each team added during the 5 year period only one time. e.g. Girl's junior varsity soccer was added 3 years ago, count the team only once, not 3 times. For girls, total the entries in Rows 1, 2, and 3 into Row 4. For boys, total Rows 5, 6, and 7 into Row 8.
- 4) For Column 4, list the number of participants that are currently on each level of the teams that were added in the last five years. If a team was added previously but no longer exists, there are no current participants to be added for that team. For girls, total the entries in Rows 1, 2, and 3 into Row 4. For boys, total Rows 5, 6, and 7 into Row 8.
- 5) For Column 5, calculate the percentage of participants that have been added in the last five years. For girls, take the number in Column 4, Row 4 and divide by the number in Column 2, Row 4. For boys, take the number in Column 4, Row 8 and divide it by the number in Column 2, Row 8.

Note: If the percentage of current participants added in the last five years is 25% or greater, compliance with Test Two may be possible. If less than 25%, then compliance with Test Three should be analyzed. **CAUTION:** 25% is not a formal compliance standard.

Principal's Signature: Dale Burt Date: 4/9/07



**2006-2007**  
**ACCOMODATION OF INTERESTS AND ABILITIES**  
**SUMMARY PROGRAM CHART 4**

**Levels of Competition Test One**

		Column 1	Column 2	Column 3
Girls	Team Levels	Number of Teams Currently Offered	Number of Participants	Percentage of Participants at Each Level
Row 1	varsity:	5	65	42.4 %
Row 2	j.v.:	3	48	31.3 %
Row 3	frosh:	3	40	26.1 %
Row 4	total:		153	100%
Boys				
Row 5	varsity:	5	94	47.2 %
Row 6	j.v.:	3	57	28.6 %
Row 7	frosh:	3	48	24.1 %
Row 8	total:		199	100%

- 1) Column 1, list the number of interscholastic teams offered for girls and boys at each competitive level; varsity, junior varsity, and freshman. (Refer to Form T-2, Accommodation of Interests and Abilities, Summary Program Chart 2, Column 1.)
- 2) For Column 2, list the number of participants at each level. For girls, total the entries in Rows 1, 2, and 3 into Row 4. For boys, total the entries in Rows 5, 6, and 7 into Row 8. (Refer to Form T-2, Accommodation of Interests and Abilities, Summary Program Chart 2, Column 2.)
- 3) For Column 3, calculate the percentage of female and male participants at each level.
  - For girls' varsity, junior varsity, and frosh, respectively:
    - Divide Column 2, Row 1 by Column 2, Row 4, and place the percentage in Column 3, Row 1.
    - Divide Column 2, Row 2 by Column 2, Row 4, and place the percentage in Column 3, Row 2.
    - Divide Column 2, Row 3 by Column 2, Row 4, and place the percentage in Column 3, Row 3.
  - For boys' varsity, junior varsity, and frosh, respectively:
    - Divide Column 2, Row 5 by Column 2, Row 8, and place the percentage in Column 3, Row 5.
    - Divide Column 2, Row 6 by Column 2, Row 8, and place the percentage in Column 3, Row 6.
    - Divide Column 2, Row 7 by Column 2, Row 8, and place the percentage in Column 3, Row 7.

Principal's Signature: *Debra Bell* Date: 4/9/07




**2006-2007  
ACTUAL EXPENDITURES - PROGRAM COMPARISON CHART I  
TO INCLUDE BOOSTER CLUB FUNDING**

	equipment and supplies		travel		awards		coaches' salaries (to include supplemental and extended employment; dollar amount required)			facilities improvements		publications (if sport-specific)	
	Expenditures		Expenditures		Expenditures		Expenditures		Expenditures		Expenditures		
	School	Booster	School	Booster	School	Booster	School	Booster	School	Booster	School	Booster	
G basketball	5126				914		13797		3	192			
B basketball	7936			1242			12847		3	252			
G softball	1231		854		20		3499		2	74			
B baseball	5607						3799		2				
G cross country	145				96		1278		1				
B cross country	145		175		96		1278		1				
G golf	477						1378		1				
B golf	456						1178		1				
G soccer													
B soccer													
G swimming													
B swimming													

1. Total expenditures on T-35 and T-36 on the 2006-2007 year report due by April 15, 2007, should reflect the total monies spent (rounded off to nearest hundred) for the entire school year of 2005-2006 ending June 30, 2006.

2. Booster Club Funding/Contributions must be included in the above expenditures total. (Note: It is illegal for coaches to be paid by Booster Clubs Reference KHSAA Bylaw 27)

  
 Date: 4/9/07

**2006-2007  
ACTUAL EXPENDITURES - PROGRAM COMPARISON CHART 2  
TO INCLUDE BOOSTER CLUB FUNDING**

	equipment and supplies		travel		awards		coaches' salaries (to include supplemental and extended employment; dollar amount required)		facilities improvements		publications (if sport-specific)	
	Expenditures		Expenditures		Expenditures		Expenditures		Expenditures		Expenditures	
	School	Booster	School	Booster	School	Booster	School	# of Coaches	School	Booster	School	Booster
G track												
B track												
G tennis												
B tennis					153		3599	2				
G volleyball	1360											
B wrestling												
G (list sport)	6807	5543			207	353	20633	5.5	1100			
B football												
G (list sport)												
B (list sport)												

1. Total expenditures on T-35 and T-36 on the 2006-2007 year report due by April 15, 2007, should reflect the total monies spent (rounded off to nearest hundred) for the entire school year of 2005-2006 ending June 30, 2006.

2. Booster Club Funding/Contributions must be included in the above expenditures totals. (If disparities are obvious, list on your Corrective Action Plan (T-60) what action you will take to correct the problem).

Gender	Expenditures	Percentage
Boys	\$69654	33%
Girls	\$34193	67%
<b>Total:</b>	<b>\$103847</b>	<b>100%</b>

Principal's Signature:  Date: 4/9/07

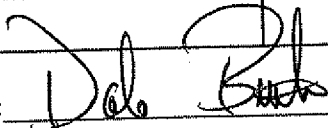
**2006-2007 KHSAA TITLE IX ATHLETICS AUDIT**  
**Checklist - Overall Interscholastic Athletics Program**

KHSAA  
Form T41  
Rev. 10/06

**DIRECTIONS:**

For the Areas of Compliance (Opportunities and Benefits) listed on the left hand side of the page, place a checkmark under the appropriate column identifying whether your school provided an advantage to the Girls' Program, or to the Boys' Program or to Neither Program.

Areas of Compliance:	ADVANTAGE TO:		
	GIRLS' PROGRAM	BOYS' PROGRAM	NEITHER PROGRAM
<b>OPPORTUNITIES</b>			
Accommodation of Interest and Abilities			X
<b>BENEFITS</b>			
Equipment and Supplies			X
Scheduling of Games and Practice Time			X
Travel and Per Diem Allowances			X
Coaching			X
Locker Rooms, Practice and Competitive Facilities			X
Medical and Training Facilities and Services			X
Publicity			X
Support Services			X
Athletic Scholarships			X
Tutoring			X
Housing and Dining Facilities and Services			X
Recruitment of Student Athletes			X

Principal's Signature: 

Date: 4/9/07

SCHOOL NAME

2006-2007  
TITLE IX

Breckinridge County High School

CORRECTIVE ACTION PLAN

**DIRECTIONS:**

1. For Column 1, indicate the intended area (Opportunities or Benefits) which needs corrective action in order to achieve gender equity. For Column 2, write the suggested change or activities that will correct the area in need of alteration. For Column 3, include the estimated completion date for the changes or activities.
2. It is possible to attain compliance with Title IX and no longer need "corrective" action. However, the KHSAA strongly encourages compliant schools to identify items for improvement (Column 1), activities to accomplish the improvement (Column 2) and a timetable for completion (Column 3) that will strengthen the athletic program.
3. You may copy this form as needed. Please attach corrective action plans along with audit forms and submit by April 15, 2007.

COLUMN 1 ITEM FOR CORRECTION/ IMPROVEMENT	COLUMN 2 SUGGESTED CHANGE/ ACTIVITIES	COLUMN 3 TIME TABLE FOR CORRECTIVE ACTION/ COMPLETION
We will continue to discuss and explore adding programs for female athletes.	Seek evidence to promote the need and interest to begin a girl's soccer program. A local community organization has explored starting a league for young children. We will monitor there participation rates to determine a need for future high school girls soccer.	Ongoing, we will again review the results of the 2007-2008 student survey.



Principal's Signature: \_\_\_\_\_

4/9/07

Date: \_\_\_\_\_



2006-2007 INTERSCHOLASTIC ATHLETICS SURVEY Summary of Student Responses

KHSAA Form T63 Rev.10/06

Breckinridge County High School

School Name:

Enrollment (9-12 Grade): 847 (SHOULD AGREE WITH FORM T-1, COLUMN 1, ROW 3)

Number of 9-11 Grade Students Surveyed: Not required this school year.

Number of 8th Grade Students Surveyed: Not required this school year.

Date:

Dan Snodgrass Title IX District Coordinator

Completed By:

Instructions:

- 1. Summarize the Student Athletics Interest Surveys Form T-61 by listing the total number of responses on the line next to each sport.
2. Under the Other Category please provide a listing of the sports as well as the number of students who are interested in participating.
3. Please sign and date this Summary Form (T-63) and mail this Summary Form only to the KHSAA by April 15, 2007. Do not mail the student surveys (Form T-61). However, these Forms should be maintained in your files in the event they are requested subsequently.

Number of Surveys
Total Returned (A minimum of 80% return is expected)
Grades Surveyed (Should be grades 9-11 and 8th grade if school has a feeder system)

How Was The Survey Administered?
(e.g. was it given in all English classes, or all home rooms, or advisee/advisor?)

KHSAA Sanctioned Fall Sports (List Total Number of Participation Responses)

- Cross Country (Girls)
Cross Country (Boys)
Football (Boys)
Golf (Girls)
Golf (Boys)
Soccer (Girls)
Soccer (Boys)
Volleyball (Girls)

**Winter Sport** (*List Total Number of Participation Responses*)

- \_\_\_\_\_ Basketball (Girls)
- \_\_\_\_\_ Basketball (Boys)
- \_\_\_\_\_ Indoor Track (Girls)
- \_\_\_\_\_ Indoor Track (Boys)
- \_\_\_\_\_ Swimming & Diving (Girls)
- \_\_\_\_\_ Swimming & Diving (Boys)
- \_\_\_\_\_ Wrestling (Boys)

**Spring Sport** (*List Total Number of Participation Responses*)

- \_\_\_\_\_ Baseball (Boys)
- \_\_\_\_\_ Fast Pitch Softball (Girls)
- \_\_\_\_\_ Slow Pitch Softball (Girls)
- \_\_\_\_\_ Tennis (Girls)
- \_\_\_\_\_ Tennis (Boys)
- \_\_\_\_\_ Track (Girls)
- \_\_\_\_\_ Track (Boys)

**Non-KHSAA Championship Sports** (*From Student Survey T-61 Question 10*)

- \_\_\_\_\_ Archery
- \_\_\_\_\_ Field Hockey
- \_\_\_\_\_ Bowling
- \_\_\_\_\_ Gymnastics (Boys)
- \_\_\_\_\_ Gymnastics (Girls)
- \_\_\_\_\_ Ice Hockey
- \_\_\_\_\_ Lacrosse (Boys)
- \_\_\_\_\_ Lacrosse (Girls)
- \_\_\_\_\_ Rifle
- \_\_\_\_\_ Rodeo
- \_\_\_\_\_ Volleyball (Boys)
- \_\_\_\_\_ Water Polo
- \_\_\_\_\_ Weightlifting

**Number of Students who participate in Intramural Sports**  
(*From Student Survey T-61 Question 5*)

<u>Sport</u>	<u>Number</u>